



Pipe Hangers / Strut Quick Reference

Fasteners

Anchors

Strut

Threaded Rod

Pipe Hangers

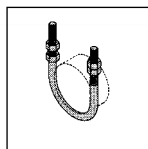
Tools

Abrasives

On-Site Supplies

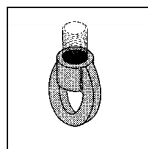
Safe

Threaded Attachments



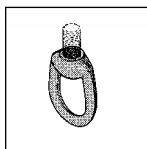
Page 192

Standard U-Bolt



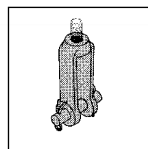
Page 191

Eye Socket



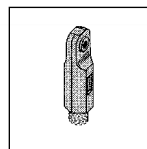
Page 191

Weldless Eye Nut



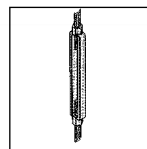
Page 191

Forged Steel Clevis



Page 191

Extension Piece

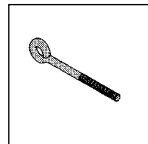


Page 191

Turnbuckle

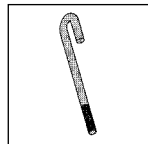
Figure B3501

Light Duty U-Bolt




Page 191

Eye Rod



Page 152

J-Bolt



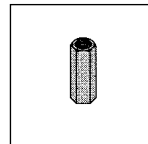
Page 190

Coach Screw Rod



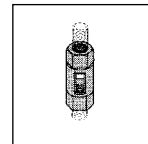
Page 190

Drive Screw



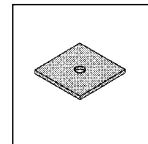
Page 191

Steel Rod Coupling



Page 191

Malleable Iron Rod Coupling



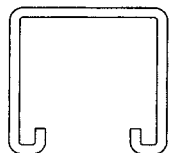
Page 190

Steel Washer Plate

Welded Eye Rod

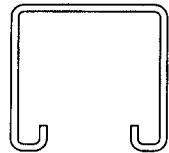
Steel Reducer Rod Coupling

Strut and Strut Accessories



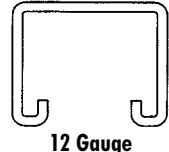
12 Gauge

1-5/8" x 1-5/8"



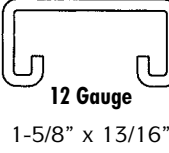
14 Gauge

1-5/8" x 1-5/8"



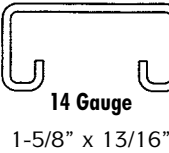
12 Gauge

1-5/8" x 1-3/8"




12 Gauge

1-5/8" x 13/16"




14 Gauge

1-5/8" x 13/16"



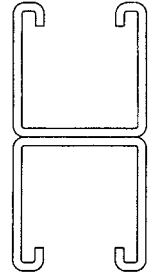
12 Gauge

1-5/8" x 2-7/16"

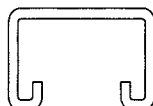


12 Gauge

1-5/8" x 3-1/4"

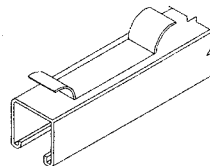


Welded Back to Back

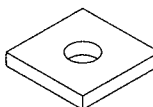


12 Gauge

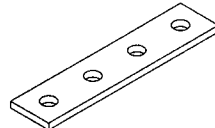
1-5/8" x 1"



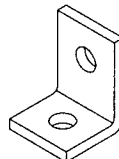
Continuous Concrete Insert



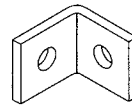
Square Channel Washers



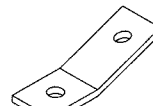
Flat Fitting



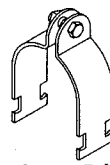
Angle Fitting



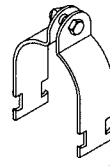
Angle Fitting



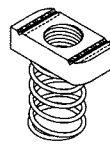
Angle Fitting



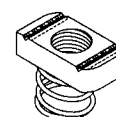
Copper Tubing Strut Clamp



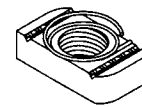
Pipe Strut Clamp



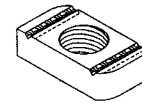
Channel Spring Nut



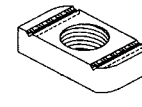
Channel Spring Nut Short



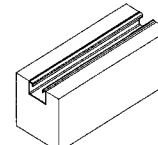
Top Spring Channel Nut for All Channels



Channel Nut



Channel Nut Short



Support Block



See Page 205

See Full Strut Section Pages 107-146.